

" "

" " " "

" " " " " "

2017 6 22

" "

KEBODA TECHNOLOGY Co., Ltd.

36,000

2003 9 12

2017 6 12

2388

1-2

201203

(86-21) 60978999

(86-21) 50808106

<http://www.keboda.com/>

keboda@keboda.com

1 2003 9
" "

2003 9 12 " "

300 240

80% 60 20% 100%

" "

2003 8 12

2003 9 5

[2003] 673 2003 9 5

300 100%

2003 9 12

3101152014823

		%	
	240.00	80.00	
	60.00	20.00	
	300.00	100.00	-

2 2004 11

2004 4 20

20%

2004 4 26

2004 5

31

[2004] 356 2004 7 29

[2004]651

2004 9 16

20% 60

2004 11

3101152014823

		%	
	240.00	80.00	
	60.00	20.00	

		300.00	100.00
			%

		1.00	15.00
		8.33	125.00
		3.33	50.00
		1.00	15.00
		3.33	50.00

2

" " 1

8,500 2007 11 30

3,500 2008 7 30 5,000

2007 11 5

[2007]-4321 2007 11 5

3,500

2007 11 8

340115000790268

3

2007 11 19 " " "

" " "

340115000790268

2008 6 4

[2008] 498 2008 6 2

5,000

10,000 100%

2008 6 11

340115000790268

		%	
	9,000.00	90.00	
	400.00	4.00	
	250.00	2.50	
	125.00	1.25	
	125.00	1.25	
	50.00	0.50	
	50.00	0.50	
	10,000.00	100.00	-

5 2016 5

2016 5 7

0.5% 50

0.5% 50

1.25% 125

2016 5 14

91310115729533231F

		%	
	9,000.00	90.00	
	500.00	5.00	
	250.00	2.50	
	250.00	2.50	
	10,000.00	100.00	-

6 2016 12

2016 12 18

10,000

12,854.5101

" "

" " 5.86 2,720.7143
 464.2857 1,360.3572
 232.1429 1,360.3572 232.1429
 5,566.0000 949.8294
 2,860.0000 488.0546 2,860.0000
 488.0546
 " " 2016
 12 24 [2016] 6468 2016 12
 22
 2,854.5101
 16,727.4287 2,854.5101 13,872.9186
 2016 12 29

91310115729533231F

		%	
	9,000.0000	70.01434	
	964.2857		

1:0.60288 34,200.00
 1 22,527.34

2017 5 20 2017 4919
 2017 5 20
 2017 6 12
 91310115729533231F

		%
	23,944.9043	70.01434
	2,565.5234	7.50153
	2,527.0619	7.38907
	1,298.4919	3.79676
	1,298.4919	3.79676
	1,282.7633	3.75077
	1,282.7633	3.75077
	34,200.0000	100.00000

8 2017 7

2017 6 27 2017
 34,200 36,000
 " "
 " "
 " "

2017 6 28

[2017]



			%
7		1,282.7633	3.56323
8		600.0000	1.66667
9		570.0000	1.58333
10		465.1200	1.29200
		35,835.1200	99.54199

DC/DC

DC/AC

1

[2017] 5647

	2017 6 30	2016 12 31	2015 12 31	2014 12 31
	1,245,083,877.04	1,060,824,136.78	969,230,429.95	947,419,867.73

	2017 6 30	2016 12 31	2015 12 31	2014 12 31
	721,913,615.22	706,104,115.06	661,470,953.01	572,560,966.50
	1,966,997,492.26	1,766,928,251.84	1,630,701,382.96	1,519,980,834.23
	700,898,325.22	880,608,884.51	403,975,572.96	446,110,719.77
	32,888,640.33	37,219,018.18	138,337,792.65	163,083,412.59
	733,786,965.55	917,827,902.69	542,313,365.61	609,194,132.36
	1,213,151,168.71	832,980,220.45	1,075,119,125.16	875,360,980.30
	1,233,210,526.71	849,100,349.15	1,088,388,017.35	910,786,701.87

2

	2017 1-6	2016	2015	2014
	1,003,443,240.54	1,609,479,488.31	1,352,978,495.62	1,346,376,523.28
	153,808,180.76	388,050,881.24	313,132,712.64	382,445,449.74
	155,105,709.50	407,482,475.32	333,311,313.40	398,398,249.50
	135,781,956.26	356,806,442.05	291,224,439.80	336,252,133.74
	131,842,726.96	350,880,303.41	288,045,050.86	331,591,735.25
	127,242,958.63	328,996,336.17	271,259,188.16	323,277,484.39

3

	2017 1-6	2016	2015	2014
	73,061,816.92	320,696,029.70	95,540,826.40	352,153,590.99
	-42,053,407.46	-110,653,171.60	-82,873,535.68	-142,363,771.24
	22,461,549.51	-285,682,436.21	-63,815,810.78	-80,006,819.83
	519,638.75	4,026,803.27	-1,171,727.81	-13,188,331.40
	53,989,597.72	-71,612,774.84	-52,320,247.87	116,594,668.52

1

2017 6 21

A

2

2017 6 22

2017 6 22

3

5

20

1

1

2

3

4

5

6

7

8

9

10

11

12

2017 9 27

5

20

3

1

2

3

4

2017 9 27

5%

5%

2017 6 21

2017 6 22

2017 7

A

2017 8 11

2017 8

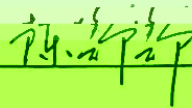
A


1

2


(此页无正文,为《上海国阳合盛能源股份有限公司关于博诗达投资股份有限公司辅导
导工作总结报告公示》之签字盖章页)

 (孙雷)

 (陈静静)

 (唐加威)

 (魏先勇)

 (沈俊)

 (范晶晶)

 (李思仪)

法定代表人(或授权代表人)签字:

