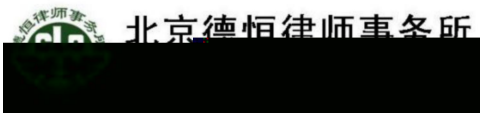


---

---



18

45

: (0551) 65226518

: (0551) 65226502

230031



( )

" "

[

" " " ]

" " " "

" "

2019

" "

2018

2021

" "

1 —

2021

"

1 "

2021

213

1.

2

---

3.

4.

41

[ 2010 33 ]

5.

4 1 30 1 4  
20 1 10

---

A

" " 7

1	Investment Authority " ADIA "	Abu Dhabi
2	" "	
3	" "	
4	" "	
5	" "	
6	" "	
7	" " "	

1

1  
20%

34,250,000

25.00%

7

6,850,000

20%

---

1

2% 5%

10

5%

4000

.....

5% 1,712,500

1

1	Abu Dhabi Investment Authority	20,000
2		950
3		6,000
4		4,000
5		10,000
6		5,000

1 Abu Dhabi Investment Authority

1

ADIA

	Abu Dhabi Investment Authority
	211 Corniche Street, POBox, 3600, Abu Dhabi, United Arab Emirate

---

1 " "

A

2

ADIA

ADIA

ADIA



3

ADIA

ADIA

4

ADIA

ADIA

ADIA

1

ADIA

2020

33%

ADIA

2

---

ADIA

ADIA

ADIA

1976

ADIA

ADIA

ADIA

1

5

2020 2

ADIA

2021 7

ADIA

ADIA

/

6

ADIA

1

2

A

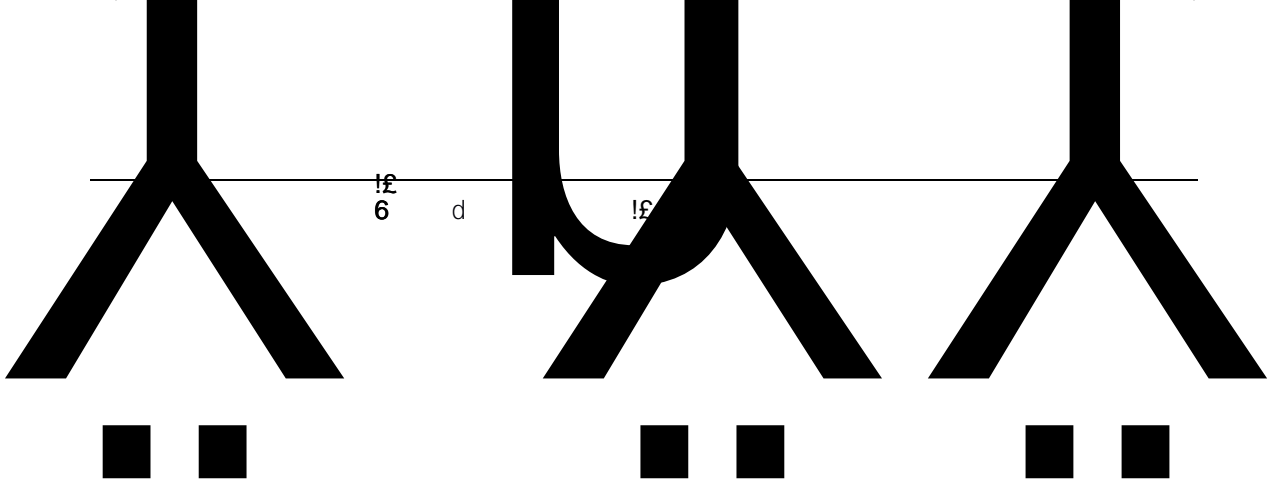
12

/ 2  
 / 3  
 4  
 5  
 6 7  
 / 8  
 ( )  
 ( )  
 9  
 2  
 1

www.gsxt.gov.cn

	2016 5 16
	91320100MA1MKW064L
	56,150
	2
	a b c





---

1

2016

ET7

2

2014 11

2018 9 12

2021

655.2

101.48

2021

164.30

25.26

31.29

4.81

2021 10 8

3,872.53

589.74

1

5

2021 6

6

1

950

A

12

2

---

3

/

4

5

6

7

/

8

9

10

3

1

[www.gsxt.gov.cn](http://www.gsxt.gov.cn)

	1984 4 16
	91310000132260250X
	1,168,346.1365
	563 1 509

---

2

www.gsxt.gov.cn

2021

2021 6 30

			%
1		8,323,028,878	71.24
2		451,968,704	3.87
3		413,919,141	3.54
4		349,768,454	2.99
5	1	105,230,000	0.90
6		100,754,000	0.86
7		87,719,298	0.75
8	005L CT001	82,480,624	0.71
9		71,688,948	0.61
10		40,704,757	0.35
		<b>10,027,262,804</b>	<b>85.82</b>

3

4

2017 2019 2020

---

1

2

/

3

1984 4 16

1,168,346.1365

2021 10 8 2,268.93

82,653,000.30 72,304,258.92

2004

500 2014

100

8

2020

560

15

260

46.4%

1

5

2021 6

6

1

6000

A

---

12 2

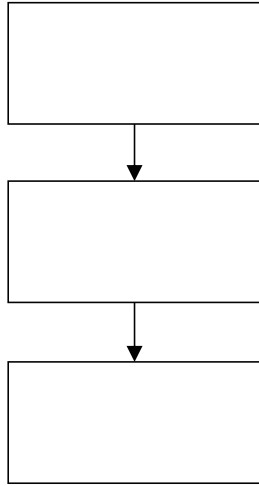
--	--

2

[www.gsxt.gov.cn](http://www.gsxt.gov.cn)

100%

100%



3

4

1

2

---

3

	164.4	2020
	3,583.94	1,293.81
2020	2,377.37	96.72

" "

" 1

2

3

"

1

5



---

2021 6

6

1

0.4

A

12

2

3

/

4

5

6

7

/

8

9

10

5

1

" "

	2016 2 6
	91310000MA1FL1NL88
	6,744,300
	18 20

2015

SN9076

2017 5

18

2

1		64,100	0.95%	
2		124,000	1.84%	
3		260,000	3.86%	
4		80,000	1.19%	
5		17,000	0.25%	
6		30,000	0.44%	
7		16,000	0.24%	
8		24,000	0.36%	
9		30,000	0.44%	
10		224,000	3.32%	
11		10,000	0.15%	
12		170,000	2.52%	





d

---

3

4

[2015]104

" "

3,000

688728

688303

688538

688660

688561

688981

---

12 2

3 /

4

5

6

7

/

8

9

10

11

6

1

	[2020]1492
	2020 7 29

2



“ ”

3

1

2

3

3

3

5

20

2023 7 28

1

4

5

---

A

12 2

3 /  
4

5 /

6 /

/ 7

8  
9 /

7

1

[www.gsxt.gov.cn](http://www.gsxt.gov.cn)

	2012 11 28
	913401000584682396
	150,000



	118	310
	100%	

2

3

2017 5 18

1

4

2021 6

5

1

A

24 2



3

/

4

5

6

7

/

8

9

10

11

1

1

1





1

1

1

（此页为《北京德恒（合肥）律师事务所关于安徽巨一科技股份有限公司首次公开发行股票并在科创板上市战略投资者专项核查的法律意见》之签署页）

北京德恒（合肥）律师事务所



负责人：

肖莉

肖莉

承办律师：

倪洪娇

倪洪娇

承办律师：

许逸薇

许逸薇

二〇二一年十月十九日