

19 [2009]416 2009 5  
2009 8 12 2009 7 6  
2009 8 17  
2018 11 28  
< >  
2018 39  
2020 12 24



"

"

T+0

A

"

"



" "

2020 12 24

"

" "

" "

"

2023 11 27

2023 9 30



.....2



"

"

"

"

"

"

"

"

"

"

"

"

"

"

"

"

"

"



1

200

2

3

4

5

6

7

8

2020 9 1

9

10

2003 10 28

2012 12 28

2013 6 1

2015 4 24

<

>

11

2013 3 15

6 1

---



---

12	2019	7	26	9	1
13	2014	7	7	8	8
14		2017	8	31	
10	1				
15					
16			/		
17					
18					
19					
20					
21					
22					
23					
24					



---

---

25

26

27

28

29

30

31

32

33

34 T

35  $T+n$       T      n      (      T      )

36

37

---

38

39

40

41

42

43

44

(

)

10%

45

46

47

48

49

50

---

51

52

10

53

54

55 A

56 C

57

58



" "

1 2 27 28

1995 7 31

1 2 27 28

010-65051166

1

ESG

1968 1 2023 11

2023 10

1994 10

2001 2

2001 2 2009

9

2009 9 2015 1

2014 12

2019 5

000166

06806

2015 8 2019 5


---



---

	2019	6	2023	10		
			601881			06881
					2022	9
						2023
						10
						1989
						7
			2016	1		
	1981	10		2023	6	
			"		"	
2006	7					
		/				/
	601066				06066	
		2003	6			2006
6					2017	12
	1977	2		2023	6	
						1999
7						

			600061			2023	6
					2008	5	2008 11
	2008	11	2010	8			2010
8	2014	8					2013 3
	2014	8					
2014	8	2017	5			2016	8
		2017	5	2018	3		2017
12						2017	12 2019 1
				2018	3	2019	4
		2019	4	2021	11		NEEQ 834777
	2020	5	2023	6			1990
7					2003	1	
		1957	9	2022	6		
		HKI CPA					CAANZ
	CPAA			ACCA			
			30				
				2021	4		
				02251			
2021	8						
		601318				02318	
		2022	8				
		09988					BABA
		2022	10				
		00272					



1981 12 1988 10

1963 11 2022 6

1999 11 1988 7

1999 10

01359

01177

000877

2013 7 2019 8

601988 03988

2018 11 2019 11

601611

2011 1 2023 8

02328

1985 7 1988 6

1997 6

1997 9 1999 9

• 1949 4 2020 2

2019 1

2017 2005

1979 1997

1997 2012 Judge Si nyi

2012 2016

2016 2010 11 2017

11 601328

		03328							1981
		1981	2		2023	6			
								MBA	
	2009	5							
			2016	8					2013
9	2014	9					Wertheim		
					2003	7			
	2005	7							
		2007	9		2008	9			
							2009	1	
	2								
		1965	1		2020	8			
2017	6								2015 10
		"		"			1991	6	2005 5
		2005	5		2005	9			
					2005	9	2006	9	
							2006	9	2012 9
	2012	9	2015	8					
	1986	7					"		"
2009	1								
		1957	6						2015 5
		1994		1995					2004



---

9 00154

2020 2

08130

1982 1 1993 11

The University of Oxford

CEA

1980 12 2020 2

2020 2 2011 7

/

2003 7 2011 7

2003 7 2009 7

2010 7

3

1968 1 2023 11

2023 10 1994 10

2001 2

2001 2 2009

9

2009 9 2015 1

2014 12

2019 5

000166 06806

2015 8 2019 5

2019 6 2023 10

601881 06881

2022 9 2023 10

1989 7

				2016	1				
		1977	6			2018	4		
	2017	2		2023	9			2020	11
	2023	9						2022	6
								2023	9
2023	11			2004	5				
						1999	7	2002	6
				2002	7	2004	4		
						1998	7		
2018	7								Kellogg
(Kellogg School of Management Northwestern University)EMBA									
		1966	2			2021	10		
	2021	8							1994
4	2021	8							
		2020	5	2021	8				
						1990	4	1994	4
									1990
4									
		1974	10			2023	1		
	2019	11						2000	1
	2008	1							
						2005			
								1,500	
								(2006-2010)	



	1997			2000	
	1971	8	2023	1	
2022	12		2023	9	
				"	
"					
			1992		
2003					
	1974	11	2023	1	
2022	12		2022	7	
		1998		2010	1
		1996			
1998					
	1974	7	2023	4	
				2023	9
601881			06881		
				1998	7

---

---

2011 6

1964 2

2015 4

2009 5

1993

9 2008 8

2002 9

1987 7

1993 9

(Northeastern University)

(Leonard N. Stern School of Business of New York University)

1997 6

1966 3

2017 6

2020 12

1998 12 2005

12

				1997	6				
		1967	12			2017	6		
				2004	4				
	2011	3		2015	2				
								1991	7
								1996	3
	STONE Group							1996	4
								2004	3
	Bank One N. A.							1991	7
				1997	7				
		1971	10			2015	5	2011	9
								1998	4
				1995	5	1997	8		
									1993
6	1996	6							
				1979	9			2020	5
				2003	7				
									2001
				2003					
		1976	3			2021	10		
	2021	3							
2018	9	2021	3						
								2016	2

---

---

2018 9  
2  
2003 7 2010 7 IBM SOA  
2010 7 2016  
PMO  
IBM  
1998 7  
2003 7  
1972 8 2021 12  
2021 11 2009 6  
2016 1 2017 10  
2008 8 2009 3  
2004 9 2008 7  
1993 7 2000 7

4



6

1

2

3

4

5

6

7

8

9

10

11

12



13

14

15

16

15

17

18

19

20

21

22

23

24

25

26





1

2

1

2

3

4

5

6

7

8

3

1

2

3

4

5



1

2

3





( )

25

1 1

2004 09 17

[1998]12

(021)6063 7103

12

300

2007

"

"

(R)QFII (R)QDII

---

---

2022

1270

“ “  
“ “  
“ “  
2017 “ “ 2019 “  
“ 2021 “ “ 2020 2022 “  
“ “ 2022 “  
“ “ QFI “



"

"

1.

2.

3.



1

1

1

2

27

28

1

2

27

28

010-65051166

2

1

25

95533

[www.ccb.com](http://www.ccb.com)

2

190 2

95021 4001818188

<http://fund.eastmoney.com/>

3

1088 7

6

400-866-6618

<https://www.lu.com/>

4

2666

---

---

L4601-L4608

95532

<http://www.china-invs.cn/>

5

1 4 401-2

400-055-5728

<http://www.hcfunds.com>

6

1500 8 M

400-799-1888

[www.520fund.com.cn](http://www.520fund.com.cn)

7

1-5

95177

<https://www.snjijin.com/>

8

1 903

952555

[www.5ifund.com](http://www.5ifund.com)

9

10 4 1 103

95055

[www.duxiaoman.com](http://www.duxiaoman.com)



---

---

10

3000 2719

020-89629066

<http://www.yingmi.cn/>

11

1 A 201

95017

1 8

www.tenganxinxi.com

17

17

010-50938888

010-50938828

68

19

68

19

021-31358666

021-31358600



222


30

222

30

021-61418888

010-85207066



19 [2009]416 2009 7 6 2009 5  
2009 8 12 2009 8 17  
2018 11 28  
< >  
2018 39  
2020 12 24



			20		
200			5000		
		50			
				2024	12 31
2024	12	31			
2024	12	31			



1

2

3

---

---

1 " "

2 " "

3

4 " "

5

1

2

T 7 ( )

3

(T )

T+1

T

T+2 ( )



1

1

2

0.01

0.01

3

4

5

1

A

C

A		C
M		
M 100	1.5%	0%
100 M 300	1.2%	
300 M 500	0.8%	
M 500	1000 /	

---

---

2

	A	C
T	A	C
T 7	1.5%	1.5%
7 T 30	0.75%	0.50%
30 T 1	0.5%	0.3%
T 1	0	0

A 30 30 90 90

75% 50%

180 180 25%

C 30 30

5%

3

4

5



---

---

1

**1 A**

①

/(1 )

/ A

②

=

/ A

2

1.50%                      5                      A                      1.0500

50,000/ 1 1.50% 49,261.08

50,000 49,261.08 738.92

49,261.08/1.0500 46,915.31

5                      A                      A

1.0500                      46,915.31                      A

550                      A

1000                      1.0500

1000

5,500,000-1000 5,499,000

---

---

5,499,000/1.0500 5,237,142.86

550

A

A

1.0500

5,237,142.86 A

2 C

= / C

550

C

0

C

1.0500

:

5,500,000/1.0500 5,238,095.24

550

C

C

1.0500

5,238,095.24 C

2 A

C

"

"

T

×

×

=

2

5

A

5

1.50%

A

1.0500

=50,000× 1.0500=52,500



$$52,500 \times 1.50\% = 787.50$$

$$= 52,500 + 787.50 = 53,287.50$$

	5	A	5
A		1.0500	51,712.50
	5	C	375
	0.00%	C	1.0200

$$= 50,000 \times 1.0200 = 51,000$$

$$51,000 \times 0.00\% = 0.00$$

$$= 51,000 + 0 = 51,000$$

	5	C	375
C		1.0200	51,000.00
3			
T		=T	/T

4 5  
T

T+1

- 1
- 2
- 3
- 4
- 5



6 50%

7

50%

50%

8

1 2 3 5 6 8

7

1

2

3

4

5

6

50%

7



4

1

(

)

10%

2

1

2

10%

3

---

---

20%

" 1 " " 2 "

4 2 ( )

20

3

3

1

2

1


1

3

1

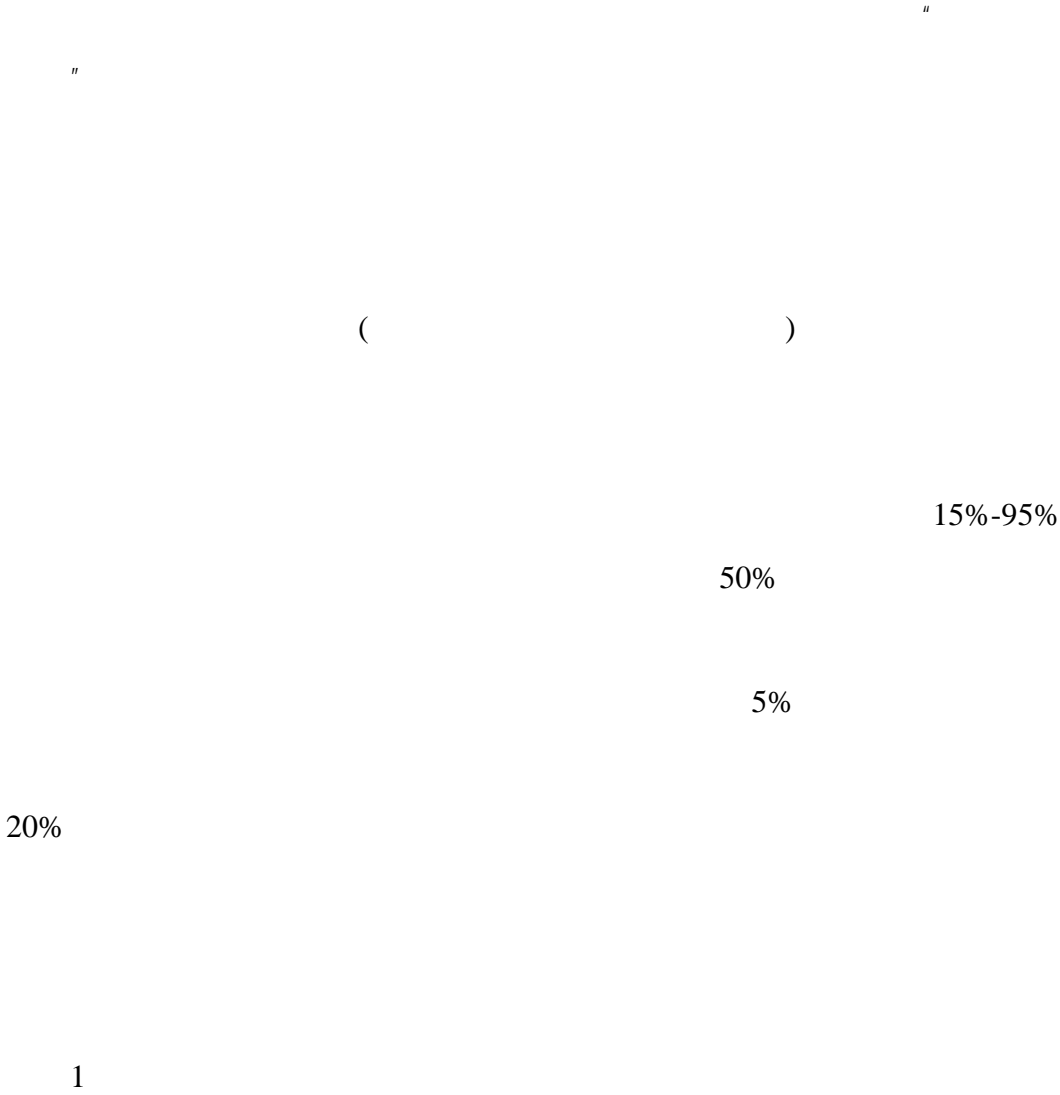
1





“ ”









5

PMI

6

EPS

7

50%-95%

30%-75%

15%-60%

3

4

alpha

YTM



5

6

7

ABS

MBS


1

1

15%-95%



	50%		
2			
5%			
3			
	A+H		10
4			
		A+H	
10			
5			
	10		
6			
20			
7		( )	
	10		
8			
			10
9		BBB	



---

2 9 14 15

10

6

2

1

2

3

4

5

6

7



\*55%+ 800  
\*35%+ × 5%+ (  
) \*5%  
" 800 "  
" " " "  
" "  
40% 55%  
5%

- 1
- 2
- 3
- 4



" "

"

"

"

"

2023 3

9.1

			%
1		151,392,631.68	77.70
		151,392,631.68	77.70
2		-	-
3		-	-
		-	-
		-	-
4		-	-
5		-	-
6		-22,692.91	-0.01
		-	-

7		23,353,281.29	11.99
8		20,128,744.30	10.33
9		194,851,964.36	100.00

12,256,439.80

6.35%

## 9.2

### 9.2.1

			%
A		1,908,000.00	0.99
B		3,611,101.00	1.87
C		74,153,485.19	38.42
D		1,828,014.00	0.95
E		-	-
F		4,793,096.00	2.48
G		1,959,400.00	1.02
H		-	-
I		47,063,230.69	24.38

J

	-	-
	-	-
	9,306,167.59	4.82
	2,950,272.21	1.53
	-	-
	-	-
	12,256,439.80	6.35

### 9.3

#### 9.3.1

					%
1	002777		303,700	8,114,864.00	4.20
2	603000		204,300	7,832,862.00	4.06
3	00981		358,500	6,595,855.62	3.42
4	600584		204,700		

---

9.9

9.9.1

9.9.2

9.10

9.10.1

9.10.2

9.10.3

9.11

9.11.1

9.11.2

9.11.3

1		95,144.52
2		20,031,402.74
3		-
4		-
5		2,197.04
6		-
7		-
8		20,128,744.30

9.11.4

9.11.5

9.11.6

---

---

2020 12 24

2023 9 30

10.1

- A

	-8.69%	1.20%	-1.73%	0.35%	-6.96%	0.85%
	-15.86%	1.07%	-3.36%	0.34%	-12.50%	0.73%
	-18.53%	1.00%	0.04%	0.38%	-18.57%	0.62%
	-40.01%	0.95%	-7.26%	0.44%	-32.75%	0.51%

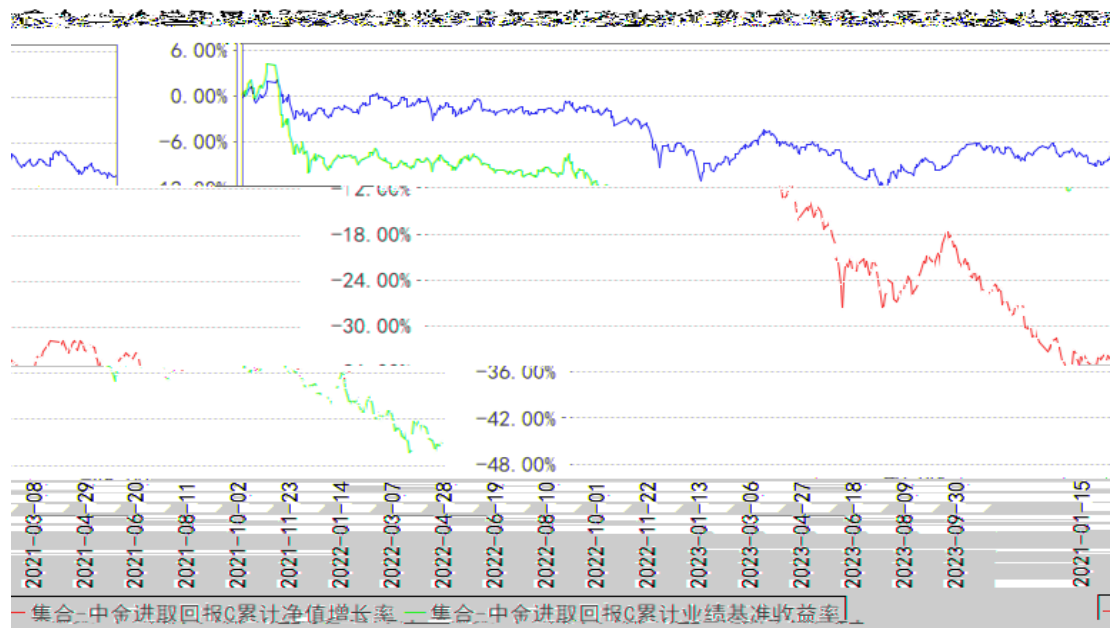
- C

	-8.78%	1.20%	-1.73%	0.35%	-7.05%	0.85%
	-16.03%	1.07%	-3.36%	0.34%	-12.67%	0.73%

	-18.84%	1.00%	0.04%	0.38%	-18.88%	0.62%
	-44.87%	0.95%	-10.25%	0.44%	-34.62%	0.51%

10.2

集合-中金进取回报A累计净值增长率与同期业绩比较基准收益率的历史走势对比图









0.25%



1

1

2

3

4

5

6

2

1

2

3



3

( )

4

5

6

7

8

9

10



1

0.0001

5

2

4 ( 4 )

1

2

1



2

3

4

3

1

2

3

4

4

1

2

0.25%

0.5%



3

1

2

3

50%

4

1

8

2



1

3

2

3

4

5

A

C

6







1

2

3 C

4

5

6

7

8

9

10

11

1

1.2%

H  $E \times 1.2\% \div$

H

E

5

2

---

---

H E×0.2%÷

H

E

5

3 C

A

C

0.4%

C

0.4%

H E×0.4%÷

H C

E C

C

5

"

"

4 11

1

2

3

4



" "



1

2

1 1 12 31

3

4

5

6

7

1

2

3



"

"

"

"

- 1
- 2
- 3
- 4
- 5
- 6




1

2

3

4



15

2

20%

2



1

2

3

4

5

6

7

8

9

12

12

10

11

12

13

14

15

16

17

18







" "



10



1

2

3

"

"

10%

"

"

20



1

2

1

2

"

"

3



1

1

2

3

4

5

6

7



,

8

2

3

1

1



2

3

50%

"

"

"

"

2

"

"

( )

3





1

2

10%

1



5

---

---

4

1

15%-95%

2

3

4

"

"

T+0

A



5 2024 12  
31 2024 12 31

5

IT

/

/

6

7

1

2

3

4

5

1

2





1

2

1

2

6

3

4

1

30

2

3

4

1

2



3

4

5

6

7

5

6

5



1

1

2

3

4

5

6

7

8

9

10

11

12

13

14





15

16

2

1

2

3

4

5

6

7

8

9

10

11

12

---

13

14

15

16

15

17

18

19

20

21

22

23

24

25

26

1



1

2

3

4

5

6

7

2

1

2

3

4

5

6

---

7

8

9

10

11

12

13

14

15

16

17

18

19

20

21

1

1

2

3

4

5

6

7

8

9

2

1

2

3

4

---

5

6

7

8

9

1

1

2

3

4

5

6

7

8

9

10

11

10%

10%



12

13

2

1

2

3

4

5

3  
200

50  
5000

1

2

3

10

60

60

4	10%	10%	
	10		
60			10% 10%
	10		
60			
5	10%	10%	
	10%	10%	
	30		
6			
1			30
1			
2			
3			
4			
5			
6			
7			
2			





3

1

1

2

3

6

2



1

2

2

3

3

6

4

3

3

4



1

2

1

50%

50%

2

30

2



1

2

2

1

1

2

3



4

2

5

2

1

10%

10%

2

3



4

3

6

5

50%

50%

6

7

1

2



1

2

6

3

4

1

30

2

3

4

1

2

3

4

5

6

7

5

6



5





1            2 27    28


1            3 B 42

100020

1995 7 31

[2002]294


482725.6868



( )



(



10

11

40%

1

12

(

)

15%

13

30%

1

10%

2

95%

3

20%

20%

4

15%

30%

30%

14

15%









1.

2.

3.

4.

5.

/

6.

7.

1.

2.

3.

4.



1.

2.

3.



1.

2.

/ /

---

1.

0.0001



6

2

1

2

3

3

( )

4

5

6

---

7

8

9

10

3.

8H, A/(SUND)"/" S2WBDS(A5pGD) / ( SU50H, A/(SUND  
p6A/70A5A19  
/



2.

(1)

(2)

(3)

(4)

3.

4.

1.

/

---

---

2.

3.

50%

4.

1.

2.

3.

(1)

5

15

(2)







1.

2.

3.

4.

1.

30

2.

3.

4.

(1)

(2)

(3)

(4)

(5)

(6)

---

(7)

5.

6

6.

7.

8.

5

9.



1

2

800-810-8802  
www.ci cc. com. cn

| (010)6505-0105

1			2020/12/24
2			2020/12/24
3			2020/12/24
4			2020/12/24
5	) A	(A	2020/12/24
6	) C	(C	2020/12/24
7			2021/1/6
8			2021/1/13
9			2021/4/13
10	1	2021	2021/4/21
11	2	2021	2021/7/21
12			2021/8/2
13		2021	2021/8/28
14			2021/10/12
15	)	(A	2021/10/12
16	)	(C	2021/10/12

17			2021/10/26
18	3	2021	2021/10/27
19			2021/12/30
20	4	2021	2022/1/21
21			2022/1/24
22			2022/2/18
23		2021	2022/3/30
24			2022/4/18
25	1	2022	2022/4/21
26	2	2022	2022/7/20
27			2022/8/26
28	) A	(A	2022/8/26
29	) C	(C	2022/8/26
30			2022/8/29
31		2022	2022/8/30
32	3	2022	2022/10/26
33	3	2022	2022/10/28
34	3	2022	2022/10/28
35	4	2022	

36			2023/2/21
37		2022	2023/3/30
38			2023/4/14
39	1	2023	2023/4/20
40			2023/6/1
41	2	2023	2023/7/20
42		2023	2023/8/30
43			2023/9/6
44			2023/9/22
45	3	2023	2023/10/24
46			2023/10/24
47			2023/11/11
48			2023/11/25
49			2023/11/25
50			2023/11/25
51	A	A	2023/11/25
52	C	C	2023/11/25
53			2023/11/25



