

**2023 2**

---

---





A T+0



2023 6 1

2023 3 31

---

---

.....	2
.....	1
.....	2
.....	7
.....	23
.....	26
.....	32
.....	33
.....	34
.....	45
.....	58
.....	60
.....	61
.....	67
.....	69
.....	72
.....	73
.....	80
.....	87
.....	89
.....	105
.....	121
.....	122
.....	126
.....	127





1

200

2

3

4

5

6

7

8

2020 9 1

9

10

2003 10 28

2012 12 28

2013 6 1

2015 4 24

<

>

11

2013 3 15

6 1

---



---

12	2019	7	26	9	1
13	2014	7	7	8	8
14		2017	8	31	
10	1				
15					
16			/		
17					
18					
19					
20					
21					
22					
23					
24					





---

38

39

40

41

42

43

44

(

)

10%

45

46

47

48

49

50

---

51

52

10

53

54

55 A

56 C







































---

---

22 100005

22 100005

1992 10 14

15387223983

[ 1992 391 ]

[2005]25

010 85238667

010 85238680

6

49

2005 2 23

---

---

8886

142

33402.06

1

2

3

4

5

---

6

( )

1

2

3

---

---

1

1

1 2 27 28

1995 7 31

482725.6868

1 3 B 42

010-65051166

2

1

22

1992 10 14

153.87

<http://www.hxb.com.cn/>

95577

2

2666

L4601-L4608

95532

<http://www.china-invs.cn/>

3

1

1983 10 31



95566

<https://www.boc.cn/>

4

76 ( )1 4 1-7-2

4000988511

4000888816

<http://kenterui.jd.com/>

5

190 2

95021 4001818188

[fund.eastmoney.com](http://fund.eastmoney.com)

6

12

95528

[www.spdb.com.cn](http://www.spdb.com.cn)

7

( )

4000-766-123

[www.fund123.cn](http://www.fund123.cn)

11

1 4 401-2

400-055-5728

<http://www.hcfunds.com>

12

1500 8 M

400-799-1888

[www.520fund.com.cn](http://www.520fund.com.cn)

13

1 903

952555

[www.5ifund.com](http://www.5ifund.com)

14

1-5

95177

<https://www.snjijin.com/>

---

---

15

10 4 1 103

95055

[www.duxiaoman.com](http://www.duxiaoman.com)

17

17

010-50938888

010-50938828

68

19

68

19

021-31358666

021-31358600

1

8


1

8

---


010-85085000

010-85185111



1 14 [2010]53 2010 3 8 2010  
2010 3 24 2010 3 29  
2018 11 30  
< >  
2018 39  
2020 4 30





1

2

3

---

---

1

2

3

4

5

1

2

T 7 ( )

3

(T )

T+1

T

T+2 ( )





1 1

2

0.01

0.01

3

4

5

1

A C

A		C
M		
M 100	1.50%	0%
100 M 300	1.00%	
300 M 500	0.60%	
M 500	1000	

---

---

2

T	A	C
T 7	1.5%	1.5%
7 T 30	0.75%	0.50%
30 T 1	0.5%	0.3%
T 1	0	0

C

30

A

7

1.5%

30

0.75%

1

0.5%

75%

3

4

5

1

---

---

1 A

/(1 )

/ A

=

/ A

2

1.50%      5      A      1.0500

50,000/ 1 1.50% 49261.08

50,000 49261.08 738.92

49261.08/1.0500 46915.31

5      A      A

1.0500      46915.31      A

550      A

1000      A      1.0500

:

1000

5,500,000-1000 5,499,000

5,499,000/1.0500 5,237,142.86

550      A      A

1.0500      5,237,142.86      A



2 C

= / C

550

C

0

C

1.0500

:

5,500,000/1.0500 5,238,095.24

550

C

C

1.0500

5,238,095.24 C

2

T

=

2

5

A

5

1.50%

A

1.0500

=50,000 1.0500=52,500

52,500 1.50%=787.50

=52,500 787.50 51,712.50

5

A

5

A

1.0500

51,712.50

5

C

375



0.00%

C

1.0200

=50,000 1.0200=51,000

51,000 0.00%=0.00

=51,000 0 51,000

5

C

375

C

1.0200

51,000.00

3

T

=T

/T

4

5

T

T+1

1

2

3

4

5

6

50%

---

---

7

50%

50%

8

1 2 3 5 6 8

7

1

2

3

4

5

6

50%

7

4



1

(

)

10%

2

1

2

10%

3

10%



1

2

4

2

( )

20

3

3

1

2

1

1

3

1

1







( )

0%-85%

50%

5%



2

Equity Risk Premium

Earning Yield     P/E

300

5     AAA

1                                     10                                     5                                     5%

20%-65%

2                                     10                                     5                                     5%

0%-45%

3

1

2

3



4

5

PMI

6

EPS

7

40%-85%

20%-65%

0%-45%

3

alpha

YTM



4

5

6

MBS

ABS

1

1

0%-85%

		50%	
2			
5%			
3			
	A+H		10
4			
		A+H	
10			
5			
		10	
6			
20			
7		(	)
		10	
8			
			10
9		BBB	( BBB)
		3	
10			
11			
		40%	
1			
12			(
			)

---

---

15%

30%

13

1

10%

2

95%

3

20%

20%

4

15%

30%

30%

14

15%

15

---

---


16

140%

17

18





( ) 5%      25%+      5%+      65%+      800

800

30%   65%   5%

---

2

3

4

2023 1




--	--	--	--


---

---



---







2020 4 30

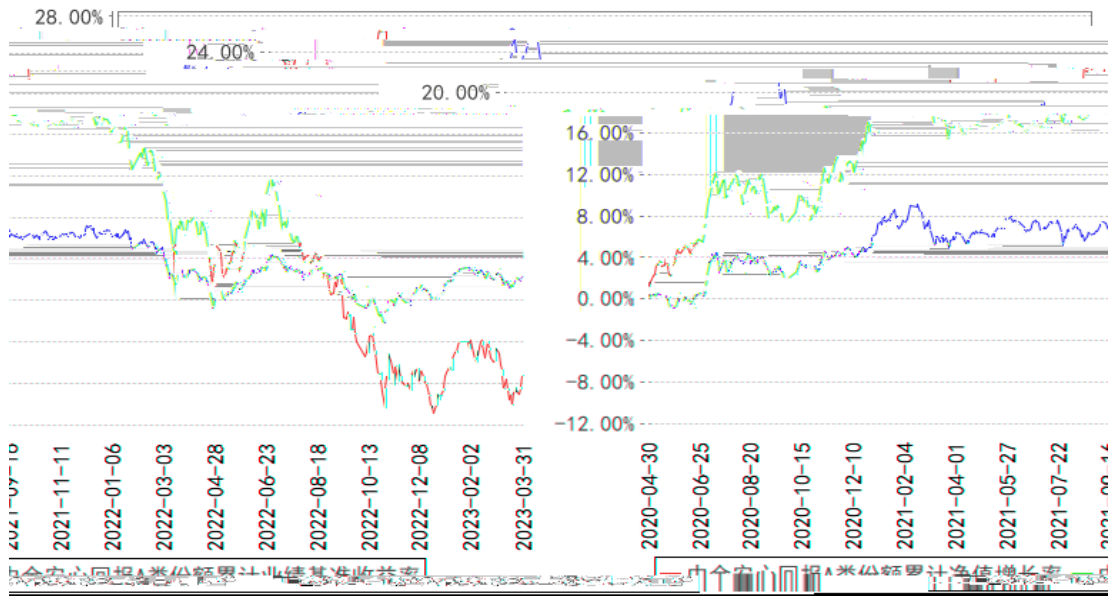
2023 3 31



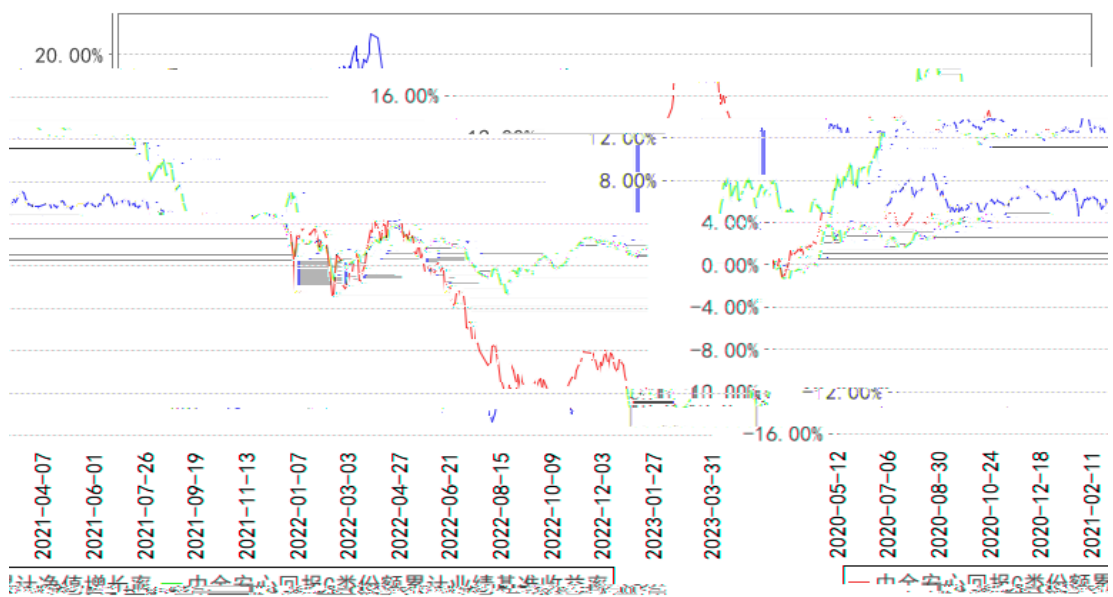
		%	%	%	%	%
		%	%	%	%	%

	%	%	%	%	%	%
	%	%	%	%	%	%

中金安心回报A类份额累计净值增长率与同期业绩比较基准收益率的历史走势对比图



中金安心回报C类份额累计净值增长率与同期业绩比较基准收益率的历史走势对比图









0.25%



1

1

2

3

4

5

6

2

1

2

3

---

3

4

5

6

7

8

9

10



1

0.0001

5

2

4 ( 4 )

1

2

1



2

3

4

3

1

2

3

4

4

1

2

0.25%

0.5%

3

---

1

2

3

50%

4

1

8

2



1

3

2

3

4

5

A

C

6







1

2

3 C

4

5

6

7

8

9

10

11

1

1.0 %

H E× 1.0 %÷

H

E

5

2

0.15%

---

---

H E 0.15%

H

E

5

3 C

A

C

0.4 %

C

0.4 %

H E× 0.4 %÷

H C

E C

C

5

4 11

1

2

3

4






1  
2  
3  
4  
5

1 1 12 31



- 1
- 2
- 3
- 4
- 5
- 6




1

2

3

4



15

2

20%





- 1
- 2
- 3
- 4
- 5
  
- 6
- 7
- 8

---

19

20

21

22

10







1

1

2

3

4

5

6

7

,





2

3

50%

2

( )

3

1

---

---

2

10%

3

10%

1

2

4

2

( )

20

4





4

1

0%-85%

2

3



T+0

A

5 2023 12 31 2023 12 31

5

IT

/

/

6

7

1

2

3

4

---

5

1

2





3

4

5

6

7

5

6

5

15











1

1

2

3

4

5

6

7

2

1

2

3

4

5

---

6

7

8

9

10

11

15

12

13

14

15

16

17

18

19

20

---

21

22

---

7

8

9











































---
















---



---

1			2020/4/30
2	2020 6		2020/4/30
3	2020 6 19		2020/4/30
4	2020 6 19		2020/4/30

5

	C C		
12			2020/9/1
13			2020/9/21
14	A A		2020/9/21
15	C C		2020/9/21
16	2020 3		2020/10/27
17			2020/11/4
18	2020 4		2021/1/22
19			2021/3/12
20	2020		2021/3/30

21





---

---

--	--	--	--

23

35			2022/1/24
36			2022/2/18
37	2021		2022/3/30
38			2022/4/18
39	2022 1		2022/4/21
40	2022 2		2022/7/20
41			2022/8/26
42		A A	2022/8/26
43		C C	2022/8/26
44			2022/8/29
45	2022		2022/8/30

46

2022 3



